



TECHNICAL DOCUMENTATION
DUCT FANS FR SERIES



1. General information

Thank you for purchasing our product. It is required to read the following instructions for proper use of the device, all information must be followed carefully.

All users of the fan should have free access to manual, in case of its resale manual must be attached to the device.

2. Use

Duct fans are used for ventilation, cooling and heating. They can be used in commercial and industrial places, they are also suitable for home usage e.g. shops, catering services, warehouses, workshops ect.

3. Transport and storage

Fans should be transported and kept in the original package. Store the fans in the original packing in a dry area, protected from the weather, and dirt until final installation.

4. Installation

It is essential to read the following instructions and proceed to the content recommendations. The installation should be carried out by the professional installers, who possess the qualifications to install, assemble and run these types of device.

Before any work, it is obligatory to cut off the current supply. Please check: insulation and winding resistance, ground resistance, bearing condition.

Please check, if the fan should not have been damaged during transport or storage (dent or casing distortions, interruption in junction box, the turbine should not touch the casing, the propeller should not touch the tunnel).

It is essential to check, if the technical data on the data plate comply with the requirements on the electrical system.

If the irregularities have not been identified, you can proceed with the installation:

- prepare the proper electrical connections
- place the fan in the ventilation duct
- squeeze flexible ducts using duct clip and screw them
- tighten the screws
- connect the fan to the electrical system

The connection must comply with the connection scheme.

5. Maintenance

Maintenance should be done once a year or more often, depending on the working conditions. Before any work, it is obligatory to cut off the current supply and secure against switching on.

In order to clean the fan please:

- disassemble the fan
- clean all components with the damp cloth, with the greatest care not to wet the engine
- dry all components
- assemble the fan
- connect the fan to the power supply

6. Safety information

- Fans are intended for transfer the air.
- Do not use the fan in hazardous environment, close to flammable materials or polluted environment.
- The temperature working range -25 to 60 degrees.
- After the turn off, the elements of fan may be warm.
- Unusual sounds during fan operation may indicate a malfunction
- Non proceeding to the included information may lead to health impairment or threat to life.
- Duct fans are only for duct use. It is important to remember that duct fans do not have protective grid. Any work during operation of the fan will cause serious injury. Before disassembling or repairing the fan, always unplug it from the power source..

Terms of warranty

I. Supplier Reventon Group Sp. z o.o. [Ltd.] grants the buyer a 24-month warranty period for the following devices:

- duct fan FR-100-DF
- duct fan FR-125-DF
- duct fan FR-150-DF
- duct fan FR-160-DF
- duct fan FR-200-DF
- duct fan FR-250-DF
- duct fan FR-315-DF

II. The terms of warranty are valid from purchasing the device (i.e. invoice / another confirming document issue date) but not longer than 30 months from leaving the supplier's warehouse.

III. To obtain the service it is needed to provide or send to the supplier scans of the warranty card with stamp of installation company, document confirming the purchase (eg. like copy of the invoice) and correctly filled the warranty form.

IV. The supplier is committed to consider the claim within 14 working days since the date of reporting (i. e. day when documents given in point III are provided).

V. In the exceptional cases, the supplier reserves the right to extend the time limit for examination of warranty, especially if the defect is not permanent and its determination requires a longer period of time. The extension must be notified by the supplier before the end of the 14th working day.

VI. Under the guarantee the supplier provides a repairment, replacement or refund for the defective device within a specified time limit.

VII. Warranty does not cover the parts of the device subject to normal maintenance and the following cases:

- a) mechanical damage of the product
- b) defects and damages through:
 - improper storage or transport
 - improper or non-compliant use and maintenance (i. e. inconsistent with the manual)
 - using the device in the improper conditions (too high humidity, too high or too low temperature, impact of the surrounding, sun etc.)
 - unauthorized (by the user or other unauthorized persons) repairs, modifications or construction changes
 - connecting equipment inconsistent with the technical documentation
 - connecting additional equipment, which is not recommended by the supplier
 - improper power supply
- c) elements which wear and tear such as discolor of the housing

If there is any of the above, claimant will be charged for transport and/or repairs.

VIII. Any changes in the Warranty Terms, improper use of the product (careless handling, exposure to liquids, moisture, corrosion), as well as traces of selfrepairing (non by the Reventon Group) or alterations cause, the warranty is not valid.

IX. Not following to any of warranty regulations makes the warranty not valid.

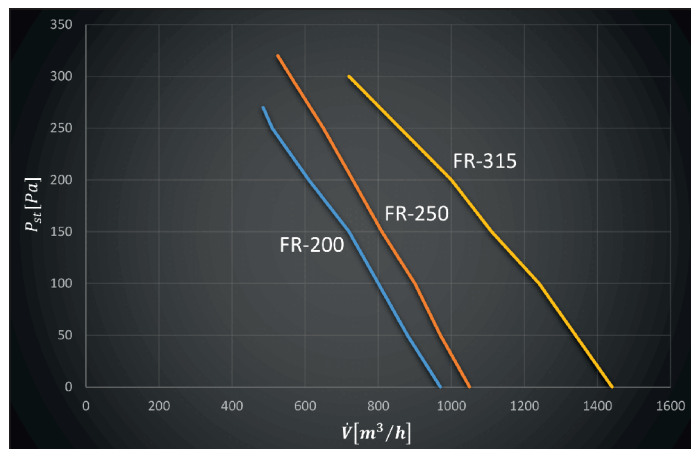
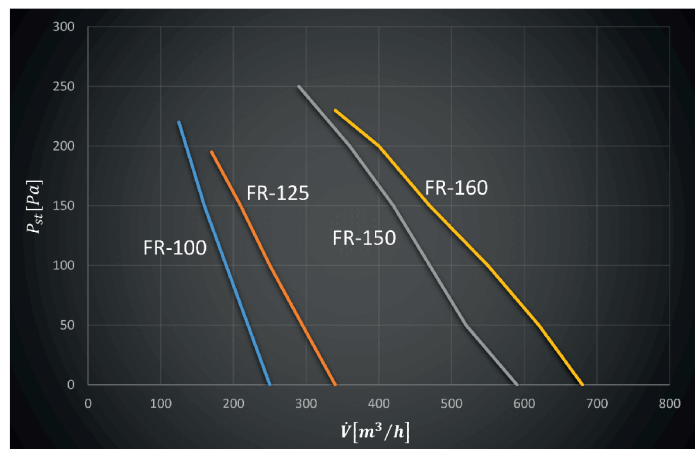
X. All correspondence, returns, complains should be send to the following address: Reventon Group Sp. z o.o. [Ltd.], 556 Wyzwolenia Street, 43-340 Kozy, Poland or email address: serwis@reventongroup.eu.

The supplier reserves the rights to make changes to the technical documentation without previous notice.

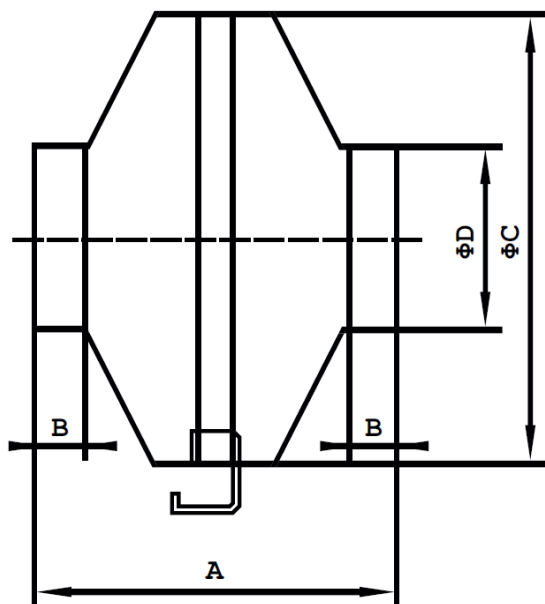
Technical data

TECHNICAL DATA	FR-100-DF 230V	FR-125-DF 230V	FR-150-DF 230V	FR-160-DF 230V	FR-200-DF 230V	FR-250-DF 230V	FR-315-DF 230V
Product code	IDFR100DF-1741	IDFR125DF-1742	IDFR150DF-1743	IDFR160DF-1744	IDFR200DF-1745	IDFR250DF-1746	IDFR315DF-1747
Maximum airflow [m^3/h]	250	340	590	680	970	1050	1440
Supply voltage [V] / Supply frequency [Hz]	230/50	230/50	230/50	230/50	230/50	230/50	230/50
Rated motor current [A]	0.30	0.31	0.45	0.46	0.74	0.74	1.0
Motor speed [rpm]	2600	2600	2500	2500	2550	2600	2550
Motor power [W]	65	68	98	100	152	150	215
Protection degree IP [-]	44	44	44	44	44	44	44
Bearing type	ball bearing						
Working temperature [$^{\circ}\text{C}$]	-25 - 60						
Insulation class [-]	F	F	F	F	F	F	F
Net weight [kg]	3.5	3.5	4.5	4.5	6.1	6.1	6.8
Noise [dB]	63	65	64	65	64	66	70
Capacitor [$\mu\text{F}/\text{VDB}$]	2/450	2/450	3/450	3/450	4/450	4/450	8/450

Fan performance curves

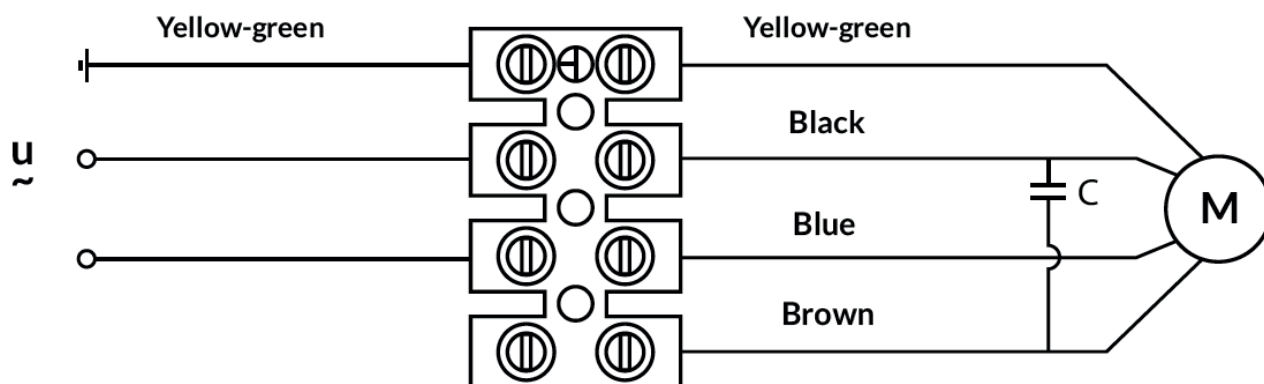


Dimensions



Type	A	B	ΦC	ΦD
FR-100-DF	188 ± 2	20	242 ± 2	100 ± 2
FR-125-DF	188 ± 2	18	242 ± 2	125 ± 2
FR-150-DF	220 ± 2	21	344 ± 2	150 ± 2
FR-160-DF	220 ± 2	24	344 ± 2	160 ± 2
FR-200-DF	227 ± 2	27	346 ± 2	200 ± 2
FR-250-DF	235 ± 2	30	346 ± 2	250 ± 2
FR-315-DF	255 ± 2	30	400 ± 2	315 ± 2

Connection scheme



Warranty card

Factory number of the device:	Address and place of assembly
Stamp and signature of the installation company:	

Warranty form

The company reporting the complaint:	Date of assembly:	Address and place of assembly the device:
	Date and circumstances of noticing the defect:	
The company installing the device:		
Factory number of the device:	Date of declaration the complaint:	
Description of the defect:		
Contact Name and Surname, telephone number/ e-mail address:		

Service card

Date of declaration the complaint	Description of the repair	Service stamp
Date of repair		

Reventon Group Sp. z o.o. [Ltd.], 556 Wyzwolenia Street, 43-340 Kozy, Poland

WWW.REVENTONGROUP.EU

biuro@reventongroup.eu

+48 33 482 74 97

+48 793 40 40 40